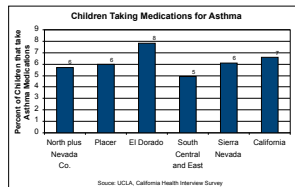
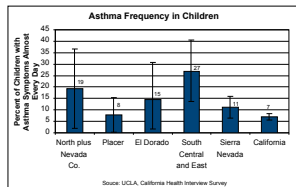
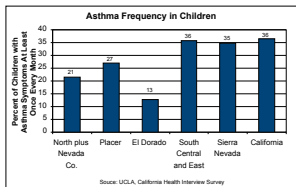
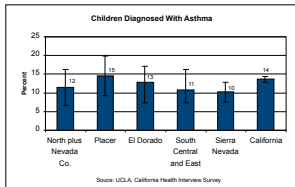


This data represents ages 0-17. I think the med takers is the most useful information. These are the children that are having something done about their asthma condition. Unfortunately, none of the values represented are statistically different from one another, making this a poor indicator. Do Med-Cal or other low-income programs pay for asthma medications? I don't know at this point. But that might artificially lower these numbers for parents in low-income families. -WJ



Nevada, Plumas, Sierra						
Ever diagnosed with asthma	Est. N	%	95% C.I. low	95% C.I. high	95% C.I. low	95% C.I. high
Has asthma	3,000	12	6.6	16.3	5	5
Does not have asthma	22,000	88	83.7	93.4	5	5
North plus Nevada Co.	36,000	100	na	na		
Placer						
Currently insured	Est. N	%	95% C.I. low	95% C.I. high	95% C.I. low	95% C.I. high
Currently insured	6,000	15	6.2	19.8	5	5
Not currently insured	33,000	85	80.2	93.8	5	5
Placer	62,000	100	na	na		
El Dorado						
Currently insured	Est. N	%	95% C.I. low	95% C.I. high	95% C.I. low	95% C.I. high
Currently insured	5,000	13	7.3	17.2	6	4
Not currently insured	34,000	87	82.8	92.7	4	6
El Dorado	39,000	100	na	na		
Tuolumne, Calaveras, Amador, Inyo, Mariposa, Mono, Alpine						
Currently insured	Est. N	%	95% C.I. low	95% C.I. high	95% C.I. low	95% C.I. high
Currently insured	4,000	11	7.4	16.2	3	5
Not currently insured	33,000	89	83.8	92.6	5	3
South Central and East	37,000	100	na	na		
Sierra Nevada						
Ever diagnosed with asthma	Est. N	%	95% C.I. low	95% C.I. high	95% C.I. low	95% C.I. high
Has asthma	21,000	13	10.2	16.5	3	3
Does not have asthma	143,000	87	84.6	89.8	3	3
Sierra Nevada	164,000	100	na	na		
California						
Ever diagnosed with asthma	Est. N	%	95% C.I. low	95% C.I. high	95% C.I. low	95% C.I. high
Has asthma	1,187,000	14	12.9	14.4	1	1
Does not have asthma	7,517,000	86	85.6	87.1	1	1
California	8,704,000	100	na	na		

Nevada, Plumas, Sierra 21.4						
No smdcto	1,000*	24.4	4.7	44	19.7	19.6
Less than 1	1,000*	34.3	11.5	57.1	22.8	22.8
Once or tw	1,000*	21.4	4	38.7	17.4	17.3
More than 1	-	-	-	-	-	-
Every weel	-	-	-	-	-	-
Everyvalmc	-	-	-	-	-	-
Total	3,000	100	na	na	17.4	17.3
Placer 27.1						
No sympto	2,000*	23.9	8.8	39.1	15.1	15.2
Less than 1	4,000	45.1	24.9	69.2	20.2	20.1
Once or tw	1,000*	8.1	0.5	15.6	7.6	7.5
More than 1	2,000*	19	1.8	36.1	17.2	17.1
Every weel	-	-	-	-	-	-
Everyvalmc	-	-	-	-	-	-
Total	35,000	100.0	na	na	7.6	7.5
El Dorado 12.7						
No sympto	1,000*	25.4	7.8	43	17.6	17.6
Less than 1	2,000	51.3	29.4	73.2	21.9	21.9
Once or tw	1,000*	12.7	0	29	12.7	16.3
More than 1	-	-	-	-	-	-
Every weel	-	-	-	-	-	-
Everyvalmc	-	-	-	-	-	-
Total	5,000	100	na	na	14.5	12.7
Tuolumne, Calaveras, 35.8						
No smdcto	1,000*	22.7	9.1	38.3	13.6	13.6
Less than 1	1,000*	27.4	11.3	43.5	16.1	16.1
Once or tw	-	-	-	-	-	-
More than 1	1,000*	22.9	4.3	41.5	18.6	18.6
Every weel	-	-	-	-	-	-
Everyvalmc	1,000*	12.9	0	26.7	12.9	13.9
Total	4,000	100	na	na		
Sierra Nevada 34.7						
Non smdcto	5,000	24.1	15.5	32.6	8.6	8.5
1 less than 1	9,000	41.3	20.1	52.4	15.2	11.1
1 more or tw	2,000	11.4	5.1	17.8	6.3	6.2
More than 1	3,000*	14.1	5.4	22.8	8.7	8.7
Every weel	1,000*	2.9	0.3	5.4	2.6	2.5
Everyvalmc	1,000*	6.3	1.5	11.1	4.8	4.8
Total	21,000	100	na	na		
California 36.4						
No smdcto	264,000	24.4	21.9	28.8	2.5	2.4
Less than 1	458,000	39.2	36.5	42	2.7	2.8
Once or tw	218,000	18.7	16.5	20.9	2.2	2.2
More than 1	83,000	7.1	5.6	8.7	1.5	1.6
Every weel	59,000	5.1	4	6.1	1.1	1.0
Everyvalmc	64,000	5.5	4	7	1.5	1.5
Total	1,166,000	100	na	na		

Nevada, Plumas, Sierra						
Takes med	1,000	49.6	26.1	73	23.5	23.4
Doesn't tak	1,000	50.4	27.1	73.9	23.4	23.5
Total	3,000	100	na	na		
Placer						
Takes med	4,000	41.3	21.7	60.8	19.6	19.6
Doesn't tak	5,000	58.7	35.2	79.3	19.5	19.6
Total	9,000	100	na	na	6.0	2.8
El Dorado						
Takes med	3,000	61.2	41.4	81	19.8	19.8
Doesn't tak	2,000	38.8	19	58.8	19.8	19.8
Total	5,000	100	na	na	7.8	2.5
Tuolumne, Calaveras, Amador, Inyo, Mariposa, Mono, Alpine						
Takes med	2,000	45.5	26.2	64.8	19.3	19.3
Doesn't tak	2,000	54.5	35.2	73.8	19.3	19.3
Total	4,000	100	na	na	4.9	2.1
Sierra Nevada						
Takes med	10,000	47.8	38.8	59.9	11.0	11.1
Doesn't tak	11,000	52.2	41.1	63.2	11.1	11.0
Total	21,000	100	na	na	6.1	1.4
California						
Takes med	671,000	48.2	45.4	51	2.8	2.8
Doesn't tak	613,000	51.8	49	54.6	2.8	2.8
Total	1,184,000	100	na	na	6.6	0.4